

A nighttime photograph of the Golden Gate Bridge in San Francisco, with the city lights visible in the background. The bridge is illuminated, and the city lights create a warm glow against the dark sky. The Golden Gate Bridge is the central focus, with its two towers and suspension cables clearly visible. The city lights are scattered across the hills and valleys, creating a dense pattern of small lights. The overall scene is a classic view of San Francisco at night.

# San Francisco Department of Public Health HIV Health Services



**HHS funded Provider Survey Results on Increasing Eligibility from 500-600%  
FPL**

**February 24, 2025**

**Bill Blum**

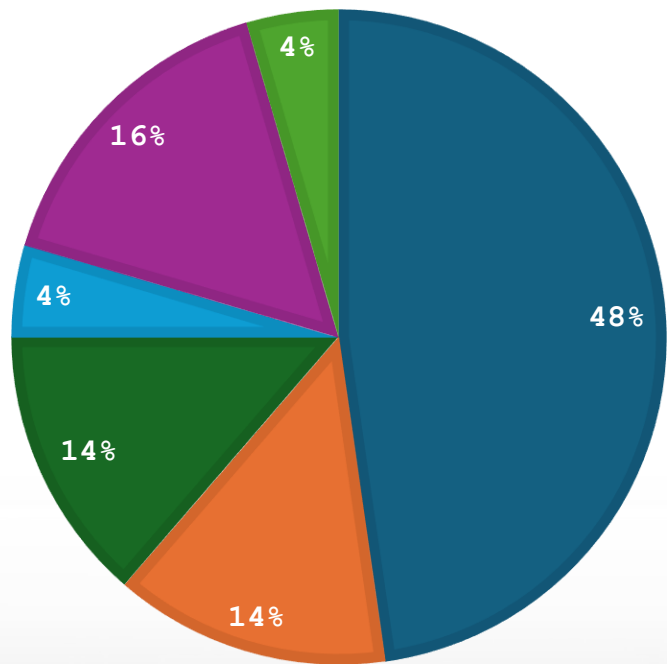
# 1. Agencies that completed the survey

- *17 agencies responded of 37 contacted*

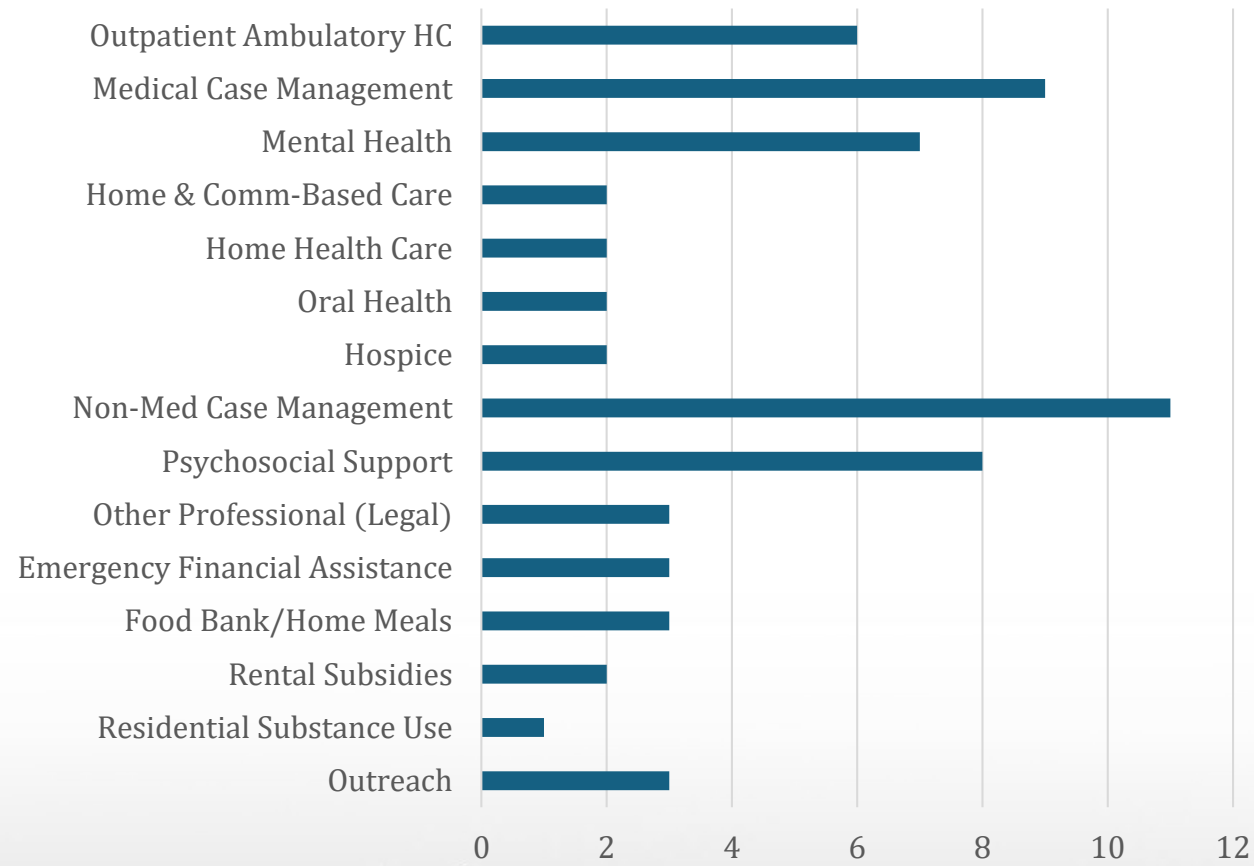


## 2. What funding sources do the agencies/programs receive?

■ RW Part A    ■ RW EHE    ■ RW Part B  
■ RW Part C    ■ SF General Fund    ■ SF Getting to Zero



## 3. What Service Categories do the agencies/programs provide



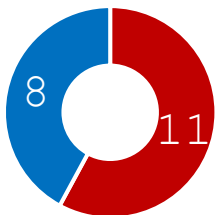
#### 4. The target number of clients served by HHS-funded programs in 2024 (anonymous)

- *Number of unduplicated clients ranged from 14 to 2,002.*
- *Duplicated N = 5,749; Mean = 338; Median = 120; Truncated Mean: 230; Truncated*

#### 5. Average number of clients served by HHS-funded programs in 2024 (anonymous)

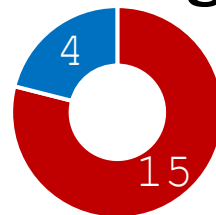
- *Number of unduplicated clients ranged from 11 to 2,302.*
- *Duplicated N = 6,198; Mean = 365; Median = 106; Truncated Mean: 364; Truncated*

6. In most fiscal years, do the programs serve more clients than contracted to provide?



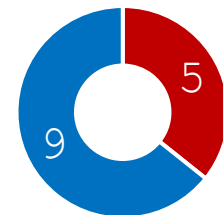
■ Yes ■ No

7. When UDC is exceeded, are the programs doing so with their HHS funding?



■ Yes ■ No

8. When UDC is exceeded, are the programs doing so with private funding?

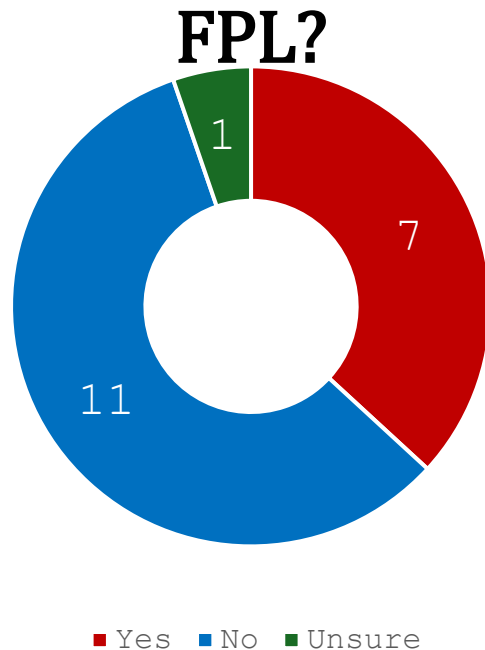


■ Yes ■ No


9. For 2024, estimated number of clients served who may have been between 400% FPL and 500% FLP (anonymous)

- 400%: \$49,960 (one person) \$65,840 (two people) / 500%: \$62,450 (one person) \$84,550 (two people)
  - *Max = 334; Mean = 40; Truncated Mean = 24; Median = 15; Truncated Median = 15*
- 

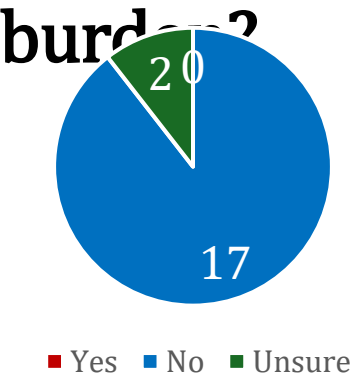
10. In the past five years, have programs every turned away clients who may have been above 500% FPL but below 600%



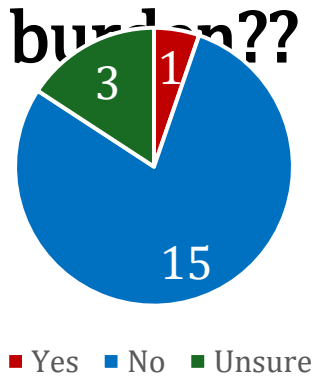
11. If so to Question 10 how many each year (anonymous)?



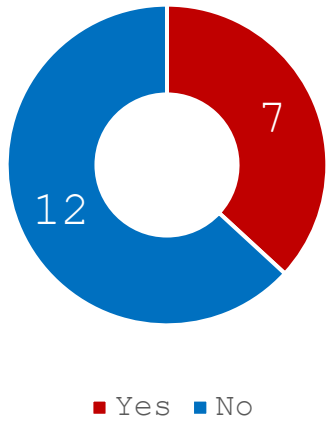
12. Is it believed the moving eligibility from 500% to 600% will create a significant *administrative* burden??



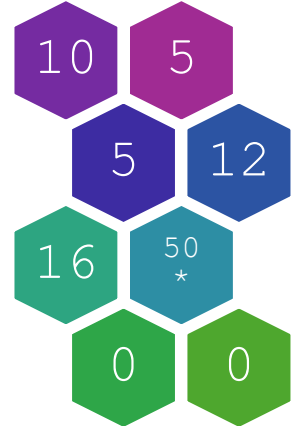
13. Is it believed the moving eligibility from 500% to 600% will create a significant *financial* burden??



14. Do programs utilize waitlists?

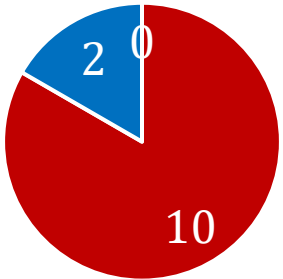


15. If so, how many are on the waitlist (anonymous)?



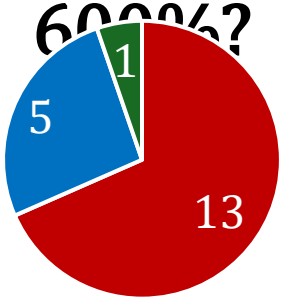
\*unique non-core service program

# 16. To what extent would the move from 500% to 600% increase the number of people on the waitlist?



■ Small (<10%)   ■ Medium (11-19%)   ■ Large (>20%)

# 17. In general, are agencies supportive of increasing financial eligibility from 400-500% to 500-600%?



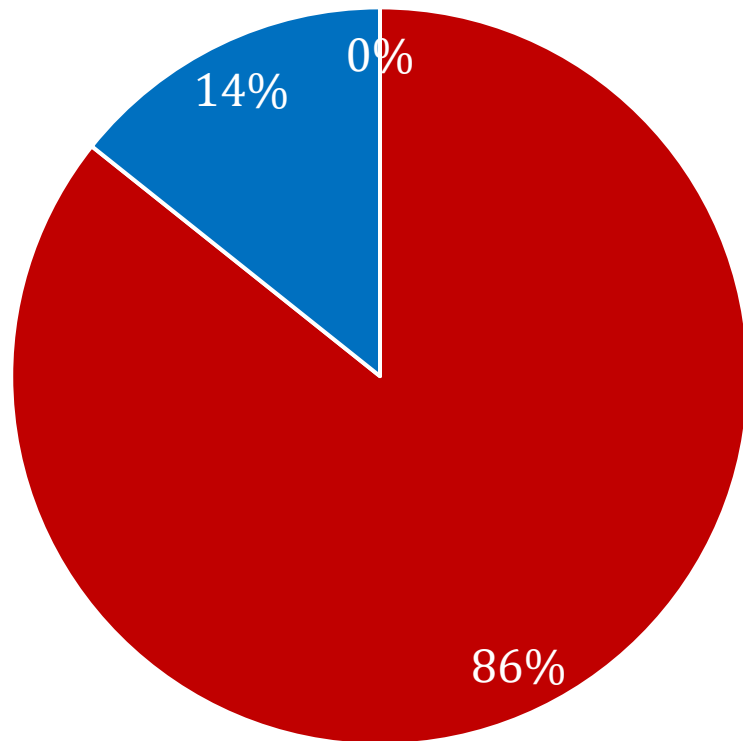
■ Yes   ■ Yes, with reservations   ■ No

# 18. Other feedback provided:

- UDC noted only cover RW-funded contracts. Most of our clients are below 400% FPL. Only reservation to increasing FPL to 600% is the limitations in funding and whether this would take potential funding away from those in the lowest income brackets.
- We also provide the following services: Attendant care, Group services, Supportive Housing
- We at (*redacted programs*) wish to provide best services to clients.
- Our residents are all typically indigent. We do not serve people who have incomes near 500% FPL
- As a Federally Qualified Health Center (FQHC) we are required to serve patients who live below 200% of the FPL. Those uninsured patients between 101%-200% are placed on a Sliding Fee Scale, paying for a portion of their medical care. No patient is denied services due to their inability to pay.

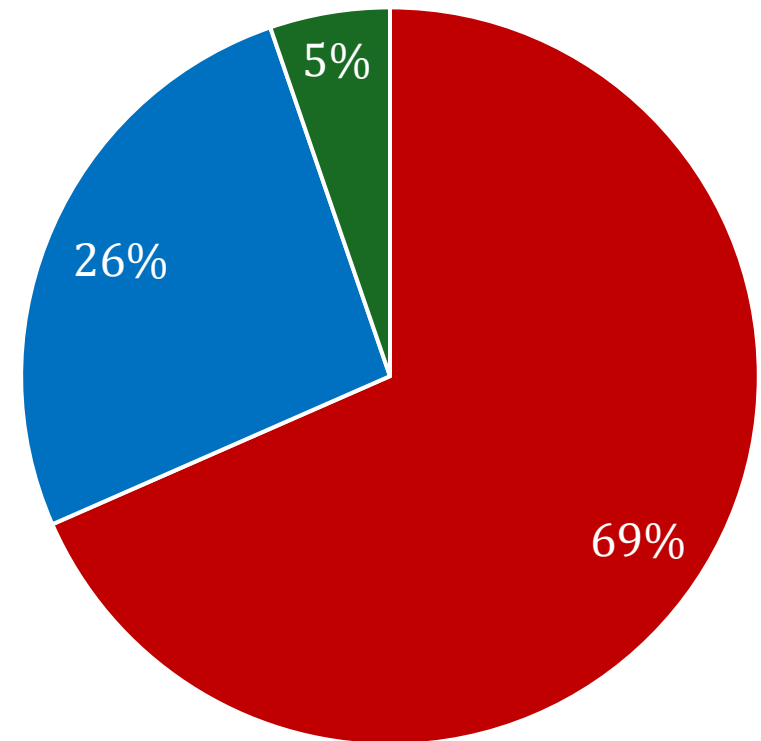
Comparing 2020 (400% -> 500%) to 2025 (500% -> 600%)  
Are agencies supportive of increasing financial eligibility  
from 400-500% to 500-600%?

400-500% FPL (2020)



■ Yes ■ Yes, with reservations ■ No

500-600% FPL (2025)



■ Yes ■ Yes, with reservations ■ No



# Questions & Feedback

HIV Health Services (HHS) & Health Care for the Homeless Grant (HCH) Staff:

Bill Blum, HHS Director

Beth Neary, HHS Assistant Director

John Aynsley

Kevin Chen

Nina Davis

Eric Dew

Vilma Molina

Flor Roman

Freshta Sadat

Andy Sheer

<https://sfhivcare.com/>